

Bitcoin Market in Brazil

Oct/2015

bitValor.com

OCTOBER surpassed all expectations with the highest monthly valuation of the **BRXBT Index at R\$ 1,220.61** representing a high of **24.7%**

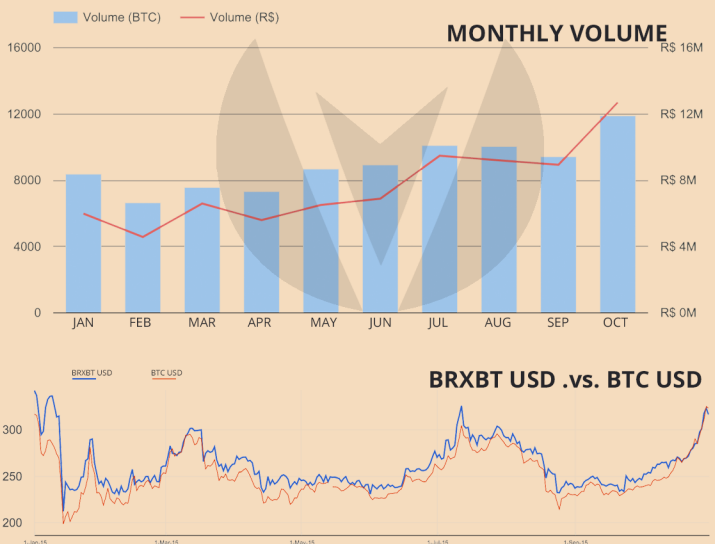

The **monthly transaction volume** also establishes a new record high at **R\$ 12.7 million (US\$ 3.3M)**, 34% above the previous high and the highest number of bitcoins traded in a month in 2015 at almost **12K**. This projects a total transaction volume for 2015 at somewhere between **R\$ 90 million and R\$ 100 million (US\$ 25M and US\$ 30M)**.

October 30th hit the **highest daily volume of 2015** with **R\$ 876 thousand** (US\$ 227K). The historic daily volume high in Brazil continues to be Nov. 28th, 2013 with R\$ 911 thousand.

The last week of October ends with the **highest weekly volume** of brazilian history, registering more than **R\$ 4 million (US\$ 1.04M)**.

Four exchanges also achieved their **highest monthly volume**. **FOXBIT** with incredible **R\$ 5,588,544**, gets very close to the historical record of **MERCADO BITCOIN** set in November of 2013 at **R\$ 5,595,649**. **BITCOINTOYOU**, **LOCAL BITCOINS** and **NEGOCIE COINS** also reached this month their highest monthly volume.

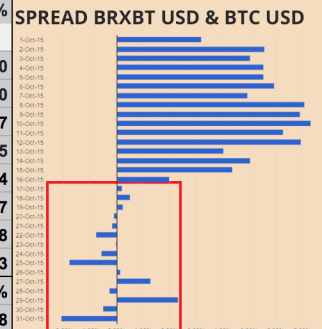
The rapid valorization of bitcoin aligned with an increased availability of bitcoins in the brazilian market, kept the price of bitcoin in local currency below the average price in US dollars.



MARKET SHARE

The **TOP3** exchanges lost aggregated market share and now control **87%** of the market. **FOXBIT (44%)** expands (+4p.p.) and leads for the sixth time in a row. Also pass the R\$ 30 million mark in orders processed. **BITCOINTOYOU (22%)** surprises (+5.3p.p.) and gets the second place in October with a historic volume. **MERCADOBITCOIN (21%)** is who lost the most market share (-12p.p.) falling to the third place for the first time in history.

Exchange	FoxBit	BitcoinToYou	Mercado Bitcoin	Local Bitcoins	NegocieCoins	BitInvest	TOTAL
Market Share	44.02%	21.54%	21.16%	2.93%	2.56%	1.00%	100.00%
Last Price	R\$ 1,210.08	R\$ 1,205.00	R\$ 1,237.97	R\$ 1,175.30	R\$ 1,229.00	R\$ 1,249.99	
High (R\$)	R\$ 1,264.88	R\$ 1,250.00	R\$ 1,298.40	R\$ 18,629.40	R\$ 1,249.99	R\$ 1,260.00	R\$ 18,629.40
Low (R\$)	R\$ 977.01	R\$ 935.00	R\$ 972.02	R\$ 904.98	R\$ 979.20	R\$ 970.00	R\$ 800.00
Volume (BTC)	5,195	2,616	2,501	345	311	116	11,897
Volume (R\$)	R\$ 5,588,544	R\$ 2,734,753	R\$ 2,686,251	R\$ 371,689	R\$ 324,654	R\$ 126,743	R\$ 12,696,215
Trades	9,743	3,446	6,489	503	1,063	290	22,534
Average Price	R\$ 1,076	R\$ 1,045	R\$ 1,074	R\$ 1,077	R\$ 1,045	R\$ 1,093	R\$ 1,067
Average Trade (BTC)	0.533	0.759	0.385	0.686	0.292	0.400	0.528
Average Trade (R\$)	R\$ 574	R\$ 794	R\$ 414	R\$ 739	R\$ 305	R\$ 437	R\$ 563
Trade Fees (%)	0.57%	0.85%	1.00%	1.00%	0.50%	0.60%	0.74%
Trade Fees (R\$)	R\$ 31,605	R\$ 23,245	R\$ 26,863	R\$ 3,717	R\$ 1,623	R\$ 760	R\$ 93,858



	Jan	Feb	Mar	Apr	May	Jun	Jul	Aug	Sep	Oct	2015
BRXBT	R\$ 656.47	R\$ 741.27	R\$ 839.72	R\$ 746.81	R\$ 766.38	R\$ 859.83	R\$ 1,004.34	R\$ 873.34	R\$ 978.72	R\$ 1,220.61	R\$ 1,220.61
BRXBT Var (%)	-26.10%	12.92%	13.28%	-11.06%	2.62%	12.19%	16.81%	-13.04%	12.07%	24.71%	37.41%
BRXBT High (R\$)	R\$ 909.80	R\$ 741.27	R\$ 980.35	R\$ 847.55	R\$ 772.25	R\$ 859.83	R\$ 1,030.16	R\$ 1,026.41	R\$ 999.24	R\$ 1,247.37	R\$ 1,247.37
BRXBT Low (R\$)	R\$ 554.84	R\$ 639.75	R\$ 741.81	R\$ 700.59	R\$ 729.18	R\$ 731.94	R\$ 841.86	R\$ 826.17	R\$ 877.92	R\$ 987.36	R\$ 554.84
Volume (BTC)	8,402	6,688	7,598	7,347	8,682	8,927	10,110	10,045	9,430	11,897	89,125
Volume (R\$)	R\$ 5,985,964	R\$ 4,576,768	R\$ 6,595,838	R\$ 5,596,518	R\$ 6,508,969	R\$ 6,887,585	R\$ 9,478,843	R\$ 9,201,675	R\$ 8,933,179	R\$ 12,696,215	R\$ 76,461,554
Volume (US\$)	\$2,279,968	\$1,629,484	\$2,106,392	\$1,840,356	\$2,120,307	\$2,216,255	\$2,942,749	\$2,618,520	\$2,282,083	\$3,273,913	\$23,310,027
Exchange Rate (US\$)	R\$ 2.63	R\$ 2.81	R\$ 3.13	R\$ 3.04	R\$ 3.07	R\$ 3.11	R\$ 3.22	R\$ 3.51	R\$ 3.91	R\$ 3.88	R\$ 3.28
Trades	21,317	13,603	16,663	17,439	15,306	15,782	20,066	27,626	34,038	22,534	204,374
Average Price	R\$ 712	R\$ 684	R\$ 868	R\$ 762	R\$ 750	R\$ 772	R\$ 938	R\$ 916	R\$ 947	R\$ 1,067	R\$ 858
Average Trade (BTC)	0.394	0.492	0.456	0.421	0.567	0.566	0.504	0.364	0.277	0.528	0.436
Average Trade (R\$)	R\$ 281	R\$ 336	R\$ 396	R\$ 321	R\$ 425	R\$ 436	R\$ 472	R\$ 333	R\$ 262	R\$ 563	R\$ 374
FoxBit	35.06%	42.84%	33.41%	30.87%	39.33%	44.58%	43.81%	38.24%	40.19%	44.02%	39.84%
Mercado Bitcoin	45.19%	35.51%	42.24%	48.42%	35.57%	31.82%	26.99%	28.48%	33.03%	21.16%	32.89%
BitcoinToYou	14.34%	15.54%	14.72%	8.89%	16.65%	15.03%	14.95%	16.11%	16.20%	21.54%	16.01%
Local Bitcoins	1.37%	1.42%	1.98%	4.13%	2.92%	2.49%	3.15%	2.19%	3.14%	2.93%	2.65%
BitInvest	1.99%	0.90%	0.93%	2.15%	1.04%	0.87%	1.81%	1.42%	1.46%	1.00%	1.35%
NegocieCoins				0.22%	0.55%	2.04%	1.66%	2.30%	1.15%	2.56%	1.29%
Basebit				0.33%	0.33%	0.82%	0.45%	0.10%			0.20%

[FlowBTC requested by note to not have its details called out. Total amounts still considers all known brazilian exchanges.]

This report is created by bitValor.com from trades published by all Exchanges listed. This report and the information compiled here can be freely distributed with attribution to bitValor.com

bitValor.com

